



CO₂ Laser Machine

– Structure Introduction



Guide Rail



Machine Cover

Gas Spring

Controller

Control Switch

Power box

Drawer

—Appearance



Laser Tube

Power Supply



Machine Cover


Power Plug

Water Interface

— Appearance



Guide Rail



Stepper motor

Laser head

drawer


Honeycomb Table

— Worktable



Limit Switch

Synchronous
Belt



Laser Head


2nd Mirror Holder

Tank Chain

— Mechanical Frame



**Control System
Main Board**



Machine Cover

Stepper Motor

Power Supply

Ground Cable

Fliter


— Included Power Box



→ Ampere Meter

→ Potentiometer

→ Control Panel



— Power Plug

Air Pump



Water Chiller



Air Blower

